

THE EQUUS

Kennesaw Mountain High School

1898 Kennesaw Due West Road
Kennesaw GA, 30152

Mr. Greg Mixon; Yearbook Adviser
(678) 594-8190 Ext. 277

Straight from the heart and into the yearbook! Our staff is now offering the opportunity to “personalize” the yearbook in a very special way with a Senior Recognition Ad. ad. Space is available to congratulate a graduate or tell your student how proud you are! Regardless of the occasion, your ad provides a great way to recognize your student in a special and unique way. To reserve your space, follow these guidelines:

PRICES/SIZES: COLOR ADS

Process color ads are available in the following sizes for the prices shown:

- **1/8 page:** \$80
- **1/4 page:** \$150
- **1/2 page:** \$250
- **full page:** \$450

STEP-BY-STEP INSTRUCTIONS

- 1] Select ad size.
- 2] Decide if the ad will appear in color or black and white.
- 3] Select a standard ad design.
- 4] Complete the Order Form provided.
- 5] Provide photos for each space in the ad. Note tips for photo submission on this sheet.
- 6] Write text for the ad on the Order Form or attach it on a separate sheet.
- 7] Provide payment or installment.
- 8] Deliver or mail all of the materials to yearbook staff by the deadline below.

PHOTO SUBMISSION GUIDELINES

- **Do not cut, glue or tape photos.**
- If the ad is black and white, any color photos submitted will appear in black and white.
- Care will be taken to return photos; however, copy prints should be submitted for irreplaceable photos. The school, yearbook staff or the yearbook company do not accept responsibility for lost or damaged photos.
- Select vertical [tall] photos for vertical spaces and horizontal [wide] photos for horizontal spaces.
- Photos will be enlarged or reduced to fit the layout.
- Writing lightly in pencil, put your name, address and phone number on the back of each photo.
- Again, lightly in pencil, number the back of photos to match the numbers on the design you selected.
- Photos will be returned when the yearbooks arrive.

SPECIAL CONSIDERATIONS

- The yearbook staff reserves the right to reject photos or text or ask the customer to make changes to conform to the staff’s standards.

AD & PAYMENT DEADLINE: 10/02/2009

EQUUS ORDER FORM

To reserve yearbook space please respond by **10/02/09** by providing the following:

• This Order Form

• Ad Photo(s)

• Ad Text

• Ad Payments due 10/02/2009

• Mail or deliver to:

Kennesaw Mountain High School

ATTN: Mr. Mixon/YEARBOOK

1898 Kennesaw Due West Road

Kennesaw GA, 30152

> CUSTOMER DATA

STUDENT'S NAME

PARENT/PURCHASER'S NAME

ADDRESS/CITY/STATE/ZIP

YOUR SIGNATURE

EMAIL ADDRESS

DAYTIME PHONE

EVENING PHONE

> ADVERTISING DATA

CHECK THE AD SIZE REQUESTED:

	COLOR	
1/8 PAGE	\$80	_____
1/4 PAGE	\$150	_____
1/2 PAGE	\$250	_____
FULL PAGE	\$450	_____

IS THIS AD A SURPRISE FOR THE STUDENT:

_____ Yes _____ No

PROVIDE THE FOLLOWING DESIGN INFORMATION:

DESIGN # _____

NUMBER OF PHOTOS PROVIDED: _____

NEATLY PRINT AD TEXT BELOW [YOU MAY SUBMIT ON ANOTHER SHEET OF PAPER]:

> PAYMENT

\$ _____ TOTAL AMOUNT PAID

\$ _____ CASH INCLUDED [DO NOT MAIL

\$ _____ CASH]

MONEY ORDER INCLUDED

> YEARBOOK

Order Your Yearbook at:

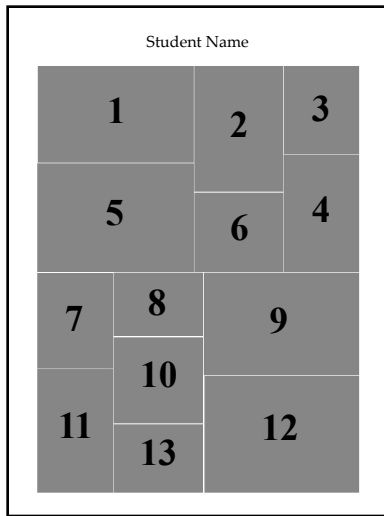
www.KMHSyearbook.com

Or Call


1-866-282-1516

Full Page Ads

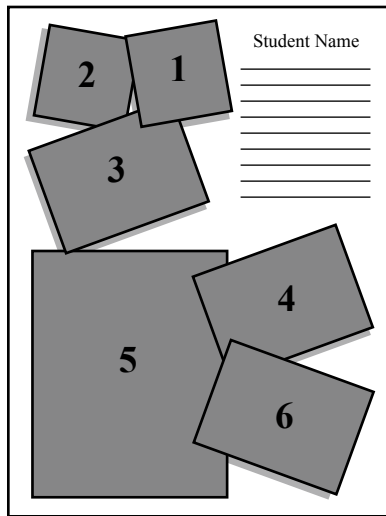
Refer to the number below each design to identify which layout you wish to use for your student's ad. Ads shown smaller than actual size.



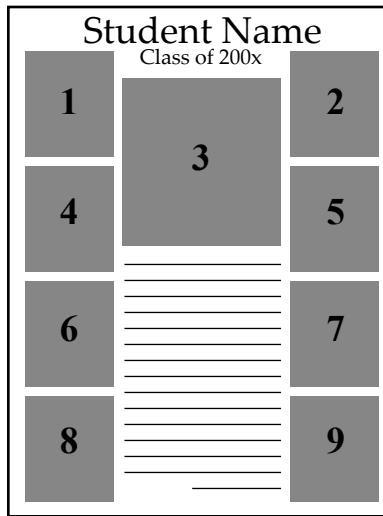
Layout Design #Full Q
(13 photos)



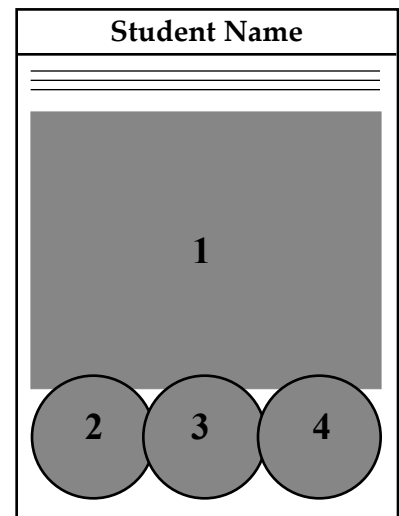
Layout Design #Full R
(16 photos)



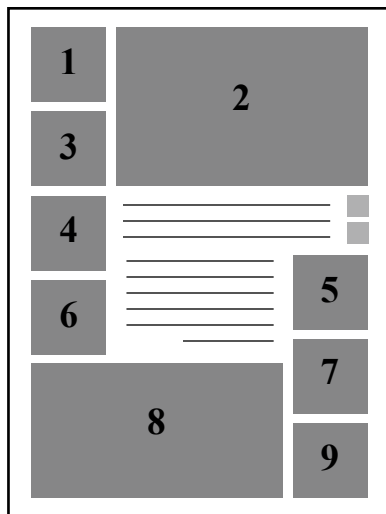
Layout Design #Full S
(6 photos)




Layout Design #Full T
(9 photos)




Layout Design #Full U
(4 photos)



Layout Design #Full V
(9 photos)



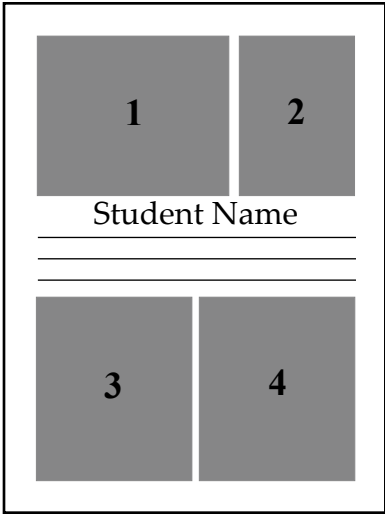
Layout Design #Full W
(5 photos)



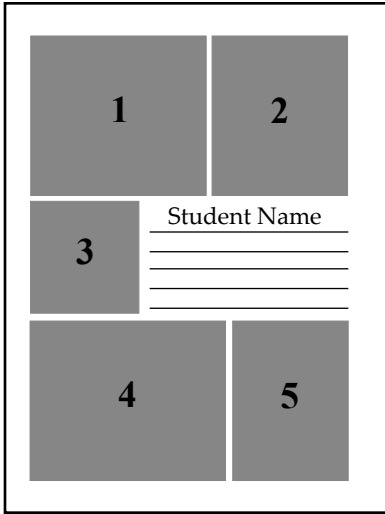
Layout Design #Full X
(5 photos)

Full Page Ads

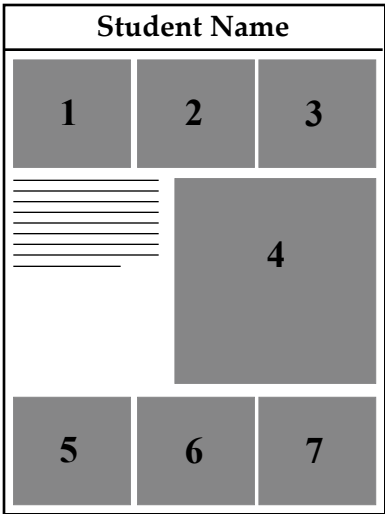
Refer to the number below each design to identify which layout you wish to use for your student's ad. Ads shown smaller than actual size.




Layout Design #Full I
(4 photos)




Layout Design #Full J
(5 photos)




Layout Design #Full K
(7 photos)




Layout Design #Full L
(5 photos)



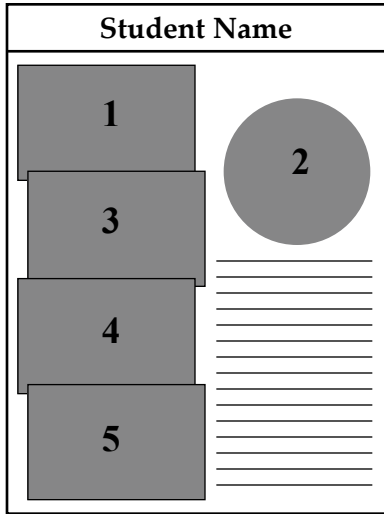
Layout Design #Full M
(8 photos)



Layout Design #Full N
(9 photos)




Layout Design #Full O
(10 photos)




Layout Design #Full P
(5 photos)

Full Page Ads


Refer to the number below each design to identify which layout you wish to use for your student's ad. Ads shown smaller than actual size.



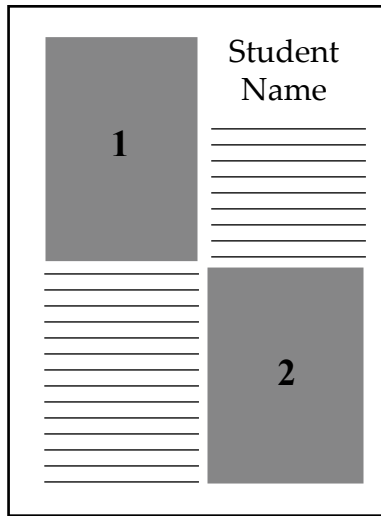
Layout Design #Full A
(1 photo)



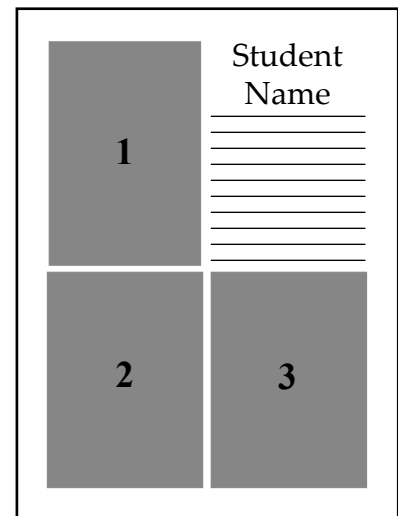
Layout Design #Full B
(3 photos)



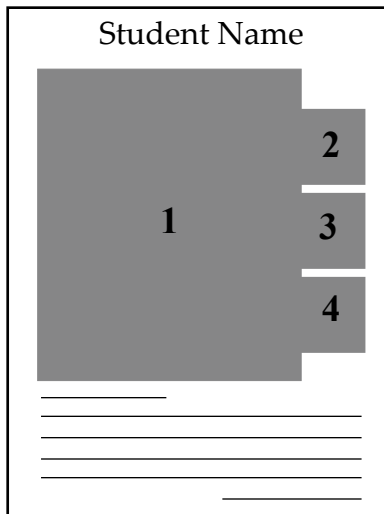
Layout Design #Full C
(2 photos)




Layout Design #Full D
(2 photos)




Layout Design #Full E
(3 photos)



Layout Design #Full F
(4 photos)



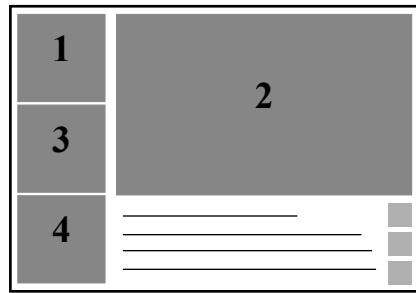
Layout Design #Full G
(4 photos)



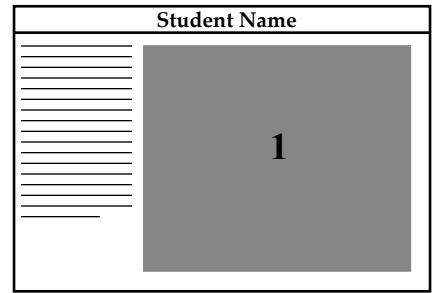
Layout Design #Full H
(4 photos)

1/2 Page Ads

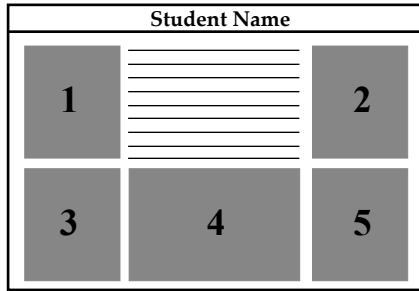
Refer to the number below each design to identify which layout you wish to use for your student's ad. Ads shown smaller than actual size.



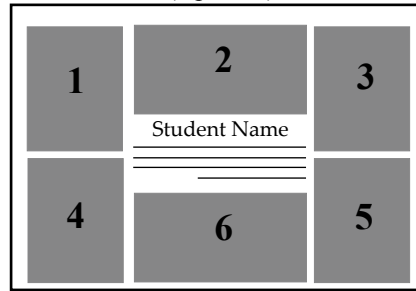
Layout Design #1/2 A
(4 photos)



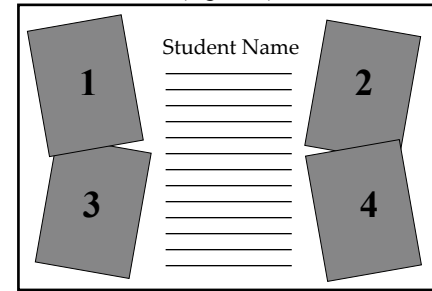
Layout Design #1/2 B
(1 photo)



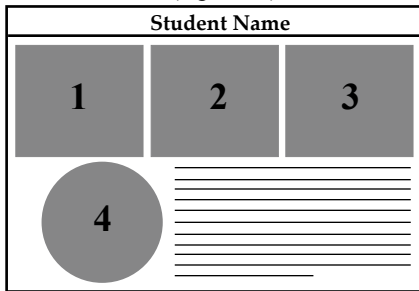
Layout Design #1/2 C
(5 photos)



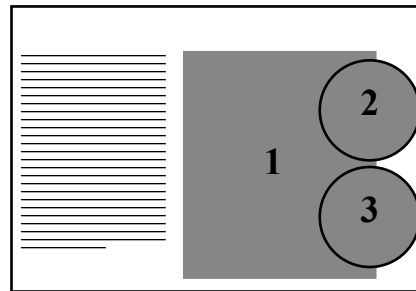
Layout Design #1/2 D
(6 photos)



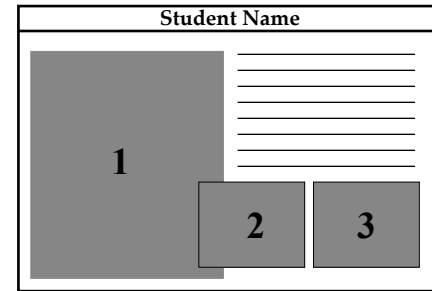
Layout Design #1/2 E
(4 photos)




Layout Design #1/2 F
(4 photos)




Layout Design #1/2 G
(3 photos)




Layout Design #1/2 H
(3 photos)



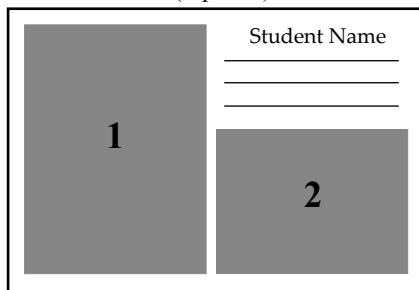
Layout Design #1/2 I
(1 photo)



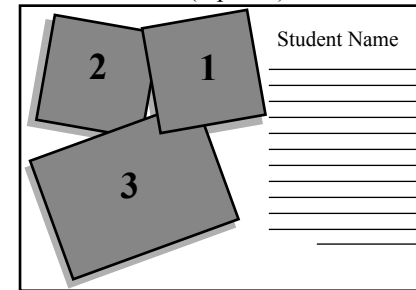
Layout Design #1/2 J
(1 photo)



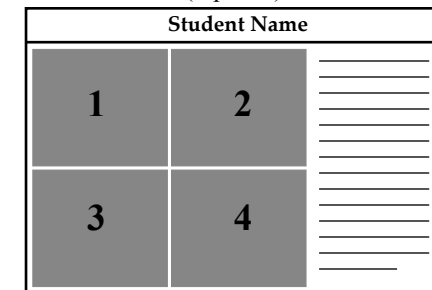
Layout Design #1/2 K
(1 photo)



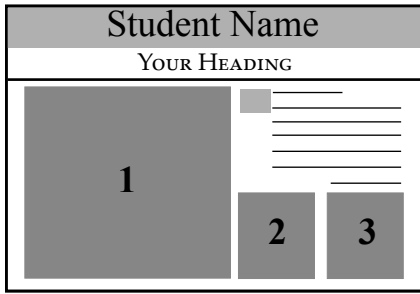
Layout Design #1/2 L
(2 photos)



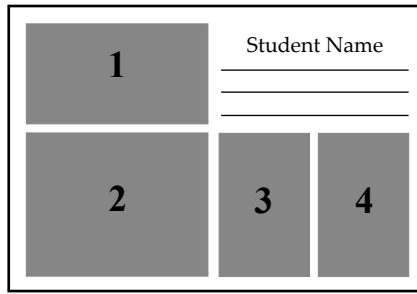
Layout Design #1/2 M
(3 photos)



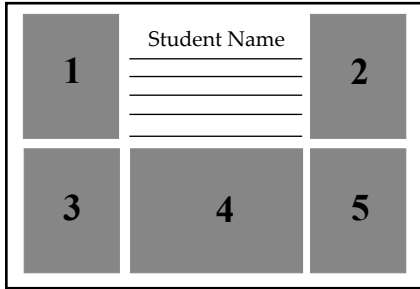
Layout Design #1/2 N
(4 photos)



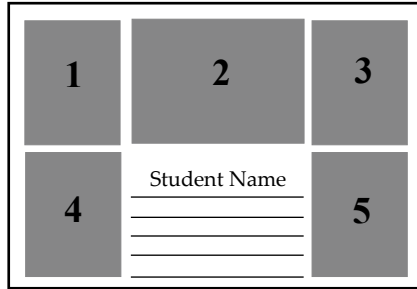
Layout Design #1/2 O
(3 photos)



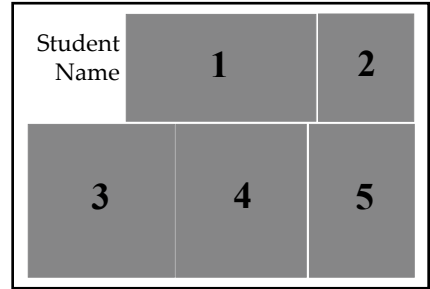
Layout Design #1/2 P
(4 photos)



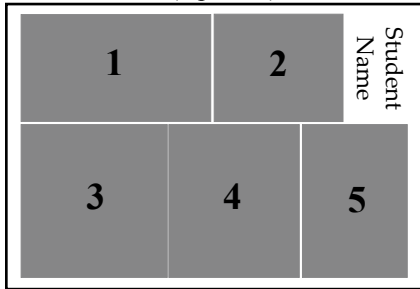
Layout Design #1/2 Q
(5 photos)



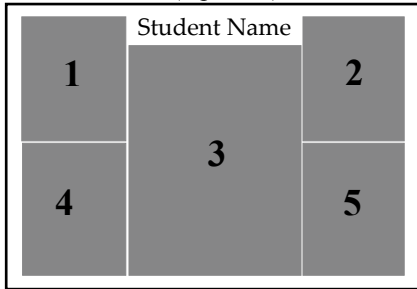
Layout Design #1/2 R
(5 photos)




Layout Design #1/2 S
(5 photos)



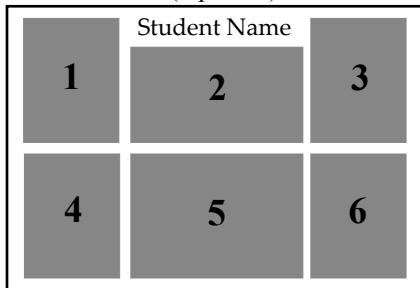
Layout Design #1/2 T
(5 photos)



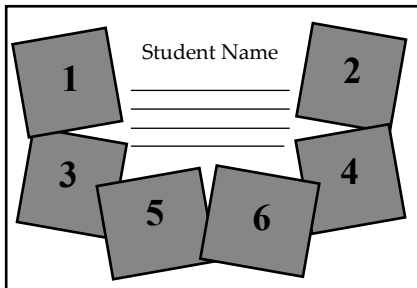
Layout Design #1/2 U
(5 photos)



Layout Design #1/2 V
(5 photos)



Layout Design #1/2 W
(6 photos)




Layout Design #1/2 X
(6 photos)

1/2 Page Ads


Refer to the number below each design to identify which layout you wish to use for your student's ad. Ads shown smaller than actual size.

1/4 Page Ads

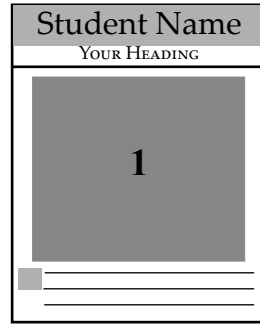
Refer to the number below each design to identify which layout you wish to use for your student's ad. Ads shown smaller than actual size.



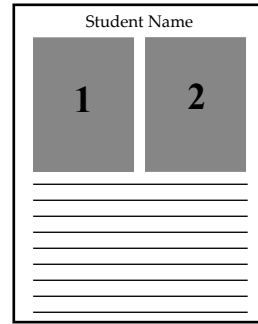
Layout Design #1/4 A
(1 photo)




Layout Design #1/4 B
(1 photo)



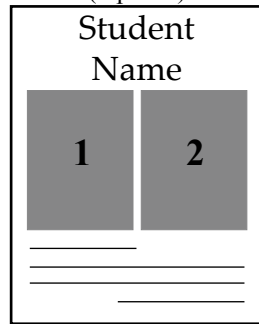
Layout Design #1/4 C
(1 photo)



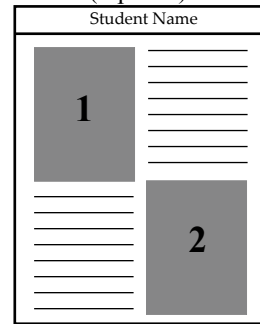
Layout Design #1/4 D
(2 photos)



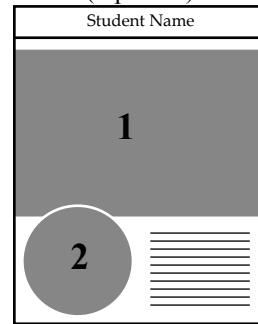
Layout Design #1/4 E
(2 photos)




Layout Design #1/4 F
(2 photos)



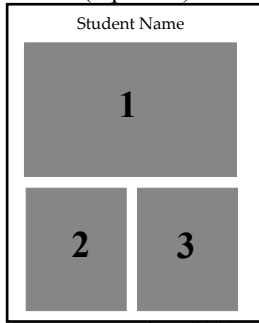
Layout Design #1/4 G
(2 photos)




Layout Design #1/4 H
(2 photos)



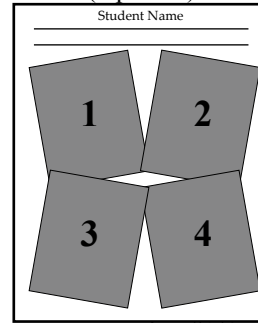
Layout Design #1/4 I
(1 photo)



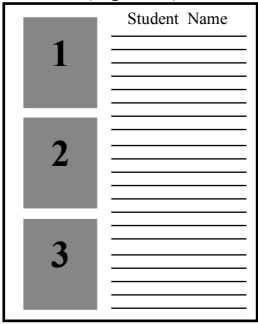
Layout Design #1/4 J
(3 photos)




Layout Design #1/4 K
(2 photos)




Layout Design #1/4 L
(4 photos)



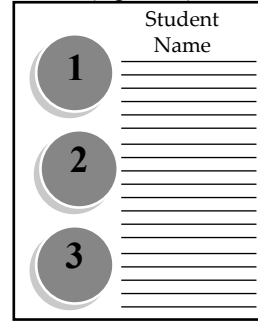
Layout Design #1/4 M
(3 photos)



Layout Design #1/4 N
(2 photos)



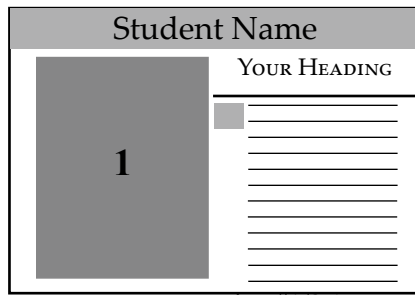
Layout Design #1/4 O
(4 photos)




Layout Design #1/4 P
(3 photos)

1/8 Page Ads

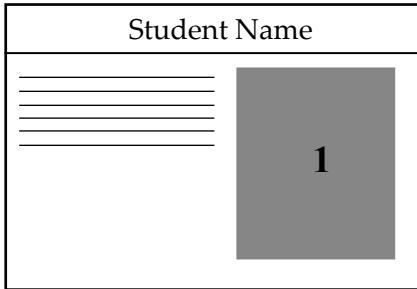
Refer to the number below each design to identify which layout you wish to use for your student's ad. Ads shown smaller than actual size.



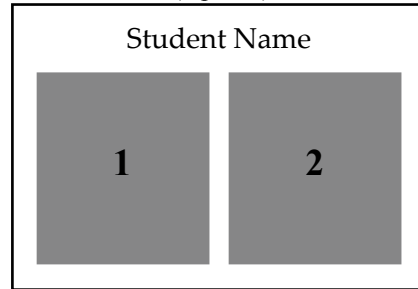
Layout Design #1/8 A
(1 photo)



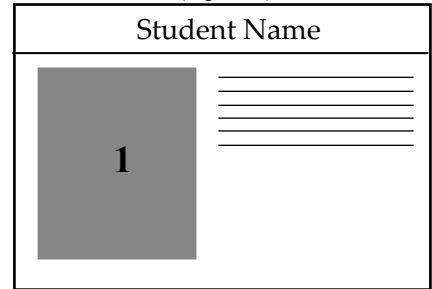
Layout Design #1/8 B
(1 photo)




Layout Design #1/8 C
(1 photo)




Layout Design #1/8 D
(2 photos)



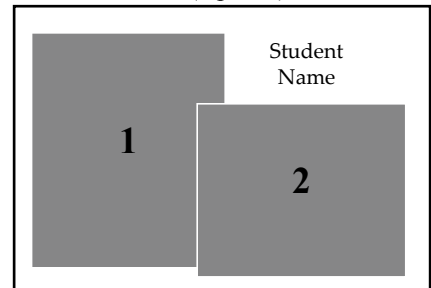
Layout Design #1/8 E
(1 photo)



Layout Design #1/8 F
(1 photo)



Layout Design #1/8 G
(1 photo)



Layout Design #1/8 H
(2 photos)